



Type B Gas Vent

Type B Gas Venting System

BV Round 3" - 30"

BVO Oval 4" - 6"

DuraConnect I

DuraConnect II

UL 441 and CAN/ULC-605



Table of Contents

BV Round Vent Pipe 3" through 8"



Offset and Termination Table.....3
Typical Installations.....6-7
Round Kits.....8
Round Vent Pipes and Adjustable Lengths.....9-12
Round Elbows, Tees, and Wyes.....13-17
Round Adapters, Connectors, and Increases.....17-20
Adapters, Supports, and Firestops.....20-24
Pipe Collars, Wall Thimbles, and Attic Shields.....24-25
Storm Collars, Roof Flashings and Round Caps.....25-30

DuraVent BV round vent pipe is a Listed Type B gas vent pipe. Available Lengths from 6" to 60". It's adjustable fittings and standard short lengths eliminate all cutting, fitting and special engineering. An improved joint design provides for a rapid and secure connection in seconds. The use of our "DuraLock" feature gives installers the option of engaging this DuraTab instead of using sheet metal screws.

BVO Oval Vent Pipe 4", 5" and 6"



Typical Installations.....6-7
Oval Kits.....31
Oval Vent Pipes and Adjustable Lengths.....32
Oval Adapters, Increases, and Elbows.....33
Oval Elbows, Base Plates, and Firestops.....34
Oval Attic Shields, Plate Spacers, and Tees.....35
Oval Flashings and Storm Collars.....36

DuraVent BVO oval vent pipe, sizes 4", 5" and 6" provides the venting capacity of 4", 5" and 6" round vent pipe. 4" is Listed for both Type B, and Type BW, use/installation in a 2 x 4 wall. 5" is Listed for Type B use/installation in a 2 x 4 and 2 x 6 wall. 6" is Listed for Type B use/installation in a 2 x 6 wall.

Expandable Flexible Connectors DuraConnect I and DuraConnect II

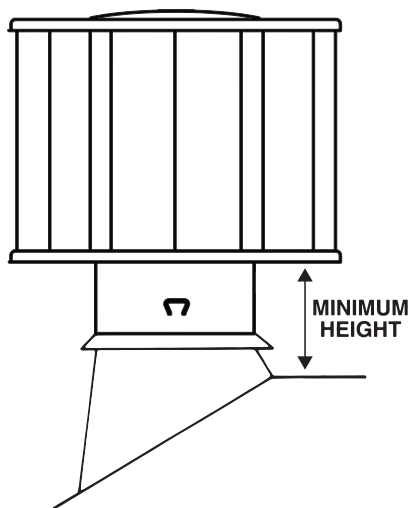


Typical Installations.....6-7
Vent Pipe and Adapters..... 37-38

DuraVent DuraConnect I Expandable Flexible Gas Vent Connector is available in 3" and 4" diameters in 2'-3.5' and 2.5'-5' lengths.
DuraVent DuraConnect II Double Wall Flexible Gas Vent Connector is available in 3", 4", & 5" diameters in 2', 3', 4', & 5' lengths designed for easy connection to standard Type B Gas Vent. DuraConnect II is now Listed for use as a "segment" of an unenclosed Type B gas vent system and has full safety certification for use in conditioned and/or unconditioned attics and crawl spaces (USA only). DuraConnect II can simplify alignment of most installations by enabling a quick and easy offset between sections of rigid gas vent.

Submittal Specs.....39

GAS VENT TERMINATION



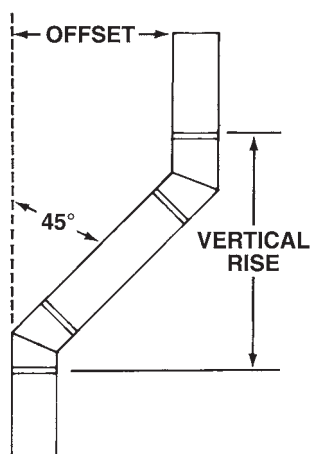
Caps in 3" through 12" sizes may be installed in accordance with the Gas Vent Termination Table if the vent is at least 8' from any vertical wall.

For installation of caps 14" and larger, or for caps that are less than 8' from a vertical wall, the cap is to be located no less than 2' above the highest point where the vent passes through the roof and at least 2' higher than any portion of a building within 10'.

Gas Vent Termination Table

Roof Pitch	Minimum Height
flat to 7/12	1.0 feet
over 7/12 to 8/12	1.5 feet
over 8/12 to 9/12	2.0 feet
over 9/12 to 10/12	2.5 feet
over 10/12 to 11/12	3.25 feet
over 11/12 to 12/12	4.0 feet
over 12/12 to 14/12	5.0 feet
over 14/12 to 16/12	6.0 feet
over 16/12 to 18/12	7.0 feet
over 18/12 to 20/12	7.5 feet
over 20/12 to 21/12	8.0 feet

GAS VENT OFFSET TABLE



Note: The vertical rise can also be closely estimated by adding one "A" and one "B" dimension to Maximum Offset figures. (See page 14 for "A" and "B" dimensions of Round Adjustable 45° Elbows.)

This table is used to determine the offset produced by two DuraVent 45° elbows set at the maximum angle of 45°. Also shown are the offsets produced by introducing various lengths between the two elbows.


Maximum Offset in Inches

Vent Size	With Two 45° Elbows Only	One 12" Length	One 18" Length	One 24" Length	One 3' Length
10"	7-1/4"	15"	19-1/4"	23-1/2"	32"
12"	7-1/4"	15"	19-1/4"	23-1/2"	32"
14"	8-1/2"	16-1/4"	20-1/2"	24-3/4"	33-1/4"
16"	9-1/4"	17"	21-1/4"	25-1/2"	34"
18"	10"	17-3/4"	22	26-1/4"	34-3/4"
20"	10-1/4"	18"	22-1/4"	26-1/2"	35"
22"	10-1/4"	18"	22-1/4"	26-1/2"	35"
24"	11-1/4"	19"	23-1/4"	27-1/2"	36"
26"	12"	19-3/4"	24	28-1/4"	36-3/4"
28"	12-3/4"	20-1/2"	24-3/4"	29"	37-1/2"
30"	13-1/2"	21-1/4"	25-1/2"	29-3/4"	38-1/4"


DuraLock® Type “B” Gas Vent System

Our non-positional lock system on the DuraVent® BV Gas Vent is the best lock system on the market today. The incorporation of the DuraTab® feature simply improves our lock system by adding flexibility and meeting market needs.


To use the DuraTab® feature: BV 3” through 8”




The DuraTab is located on the female end of the gas vent.



Assemble the gas vent sections.



Press the DuraTab with finger or thumb into channel to lock the two lengths together.




To disengage the DuraTab, pull out by using a flathead screwdriver.

DuraTab: You no longer have to use sheet metal screws to secure pipe connections if required by local code. Just press the “DuraTab” and you are done.


The BV line of DuraVent round vent pipe and fittings is designed for use on approved gas appliances in residential and light commercial and industrial applications.

NOTE: Size refers to the inside diameter of the pipe or fitting. The outside diameter of 3” to 8” BV is approximately 1/2” larger. Outer material is 28 GA galvanized steel. Inner liner is aluminum. In Canada some lengths are available with galvalume steel outer material.

Large Diameter Connection Method: BV 10” through 30”



Line up seams of both pipes (ensure UP ARROW on label is pointing up or away from the appliance).



Press down on the pipe all the way around until you hear a snap-in-place sound. The pipes are now firmly connected.



To disengage the DuraLock, pull out all lances (teeth). Rotate joint slightly while gently pulling apart.

Oval Connection Method: BVO 4" - 6"

LOCKING OF JOINTS



Place female coupler over preceding male coupler.



Press side of pipe down until joint seats.

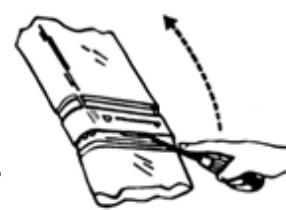


Press other side of pipe down until joint is engaged.

UNLOCKING OF JOINTS



Insert screwdriver one inch into joint as shown.



Press firmly inward with blade of screwdriver and pry upwards VERY SLOWLY AND GENTLY. Joint will slowly separate without damage.

Rugged Construction

Strong, durable galvanized steel outer pipe has internal spacing beads to assure a uniform insulating air space between pipe walls. Each end is die formed to assure uniform sizing for strong, easy to connect joints. In Canada, some lengths are available in galvalume steel outer pipe.

The inner aluminum pipe is attached to the outer pipe at only one end. This arrangement allows for differential expansion between the two pipes, eliminating operational noises.

Assured Safety

The double wall (pipe within a pipe) construction with its built-in air space, provides permanent insulation and keeps the inner pipe hot and the outer pipe relatively cool. Such construction creates quick, strong vent action and reduces condensation in the pipe or overheating of nearby enclosure surfaces.

With special factory supplied parts, 4" BVO oval pipe can be installed at less than one inch clearance to combustible surfaces as a Type BW vent for recessed wall furnaces or as a Type B vent through 2 x 4 walls. Check with local authorities if Type BW vent is permissible in your area.

Fully Tested And Listed

DuraVent Gas Vent pipe and fittings have been tested and listed per UL 441 for installation as Type B and BW gas vents to be installed in single and multi-story buildings in accordance with the standards of The National Fire Protection Association NFPA54 and NFPA211. In Canada, DuraVent Gas Vent pipe and fittings have been tested and listed per CAN/ULC-605 for installation as Type B and BW gas vents and to be installed in single and multi-story buildings in accordance with the Canadian Fuel Gas Installation Code CAN/CSA-B149.1.00.

They must be enclosed in occupied portions of a building. When the enclosure is made of combustible material, refer to the required minimum clearance in the DuraVent Model BV Installation Instructions.

Warning

The products in this catalog are only for use on listed natural gas or liquid propane Category I appliances. Do not use any gas vent on oil or woodburning appliances. These fuels can produce temperatures which may damage the gas vent with resulting hazard to both life and property. These gas vents are not suitable for use when sealed, pressure type, or leak-proof systems are called for. For residential "high efficiency" gas burning appliances, which may need sealed systems, Type B vents may be used only if allowed by the appliance manufacturer's installation instructions.

SPECIFICATIONS FOR VENTING APPROVED GAS BURNING APPLIANCES WITH TYPE B GAS VENT PIPE

The gas vent system shall be so engineered and constructed as to develop a positive flow adequate to exhaust all flue gases to outside atmosphere, without condensation within the vent or spillage at any appliance draft hood.

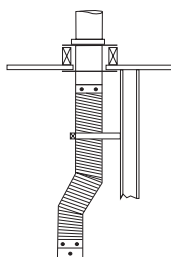
All flue-gas carrying parts of the vent system shall be DuraVent Type B double-wall gas vent piping, and such piping

shall be continuous from the appliances' outlets into the DuraVent vent termination.

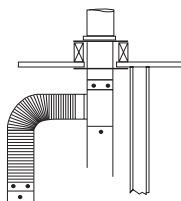
DuraVent gas vent piping shall be installed in full compliance with the terms of its Underwriters' Laboratories, Inc. Listing, with the manufacturer's installation instructions, and with nationally recognized codes representing good practice for such installations.

Typical Installations

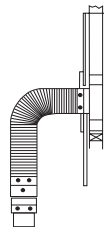
DuraConnect I & DuraConnect II



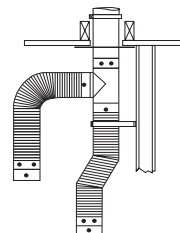
OFFSET THRU CEILING



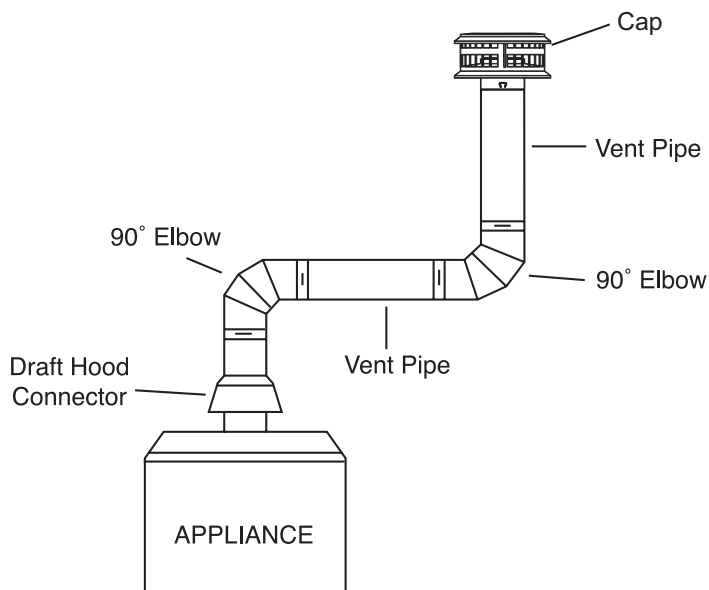
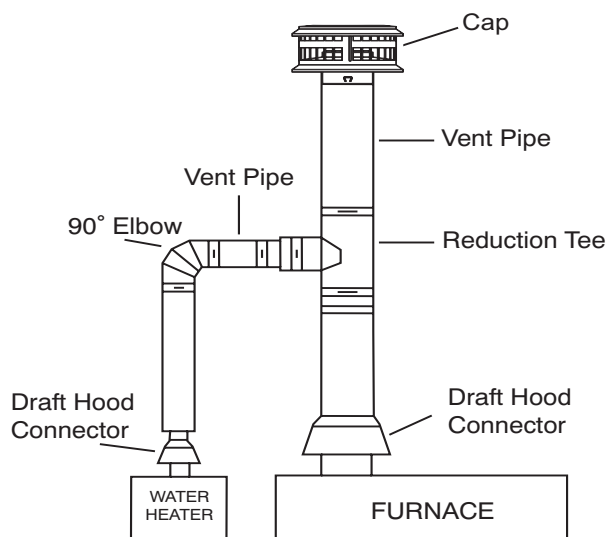
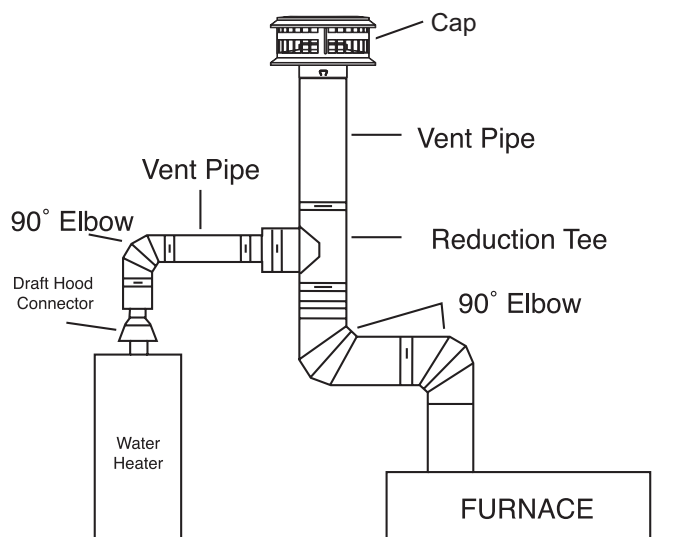
90° OFFSET

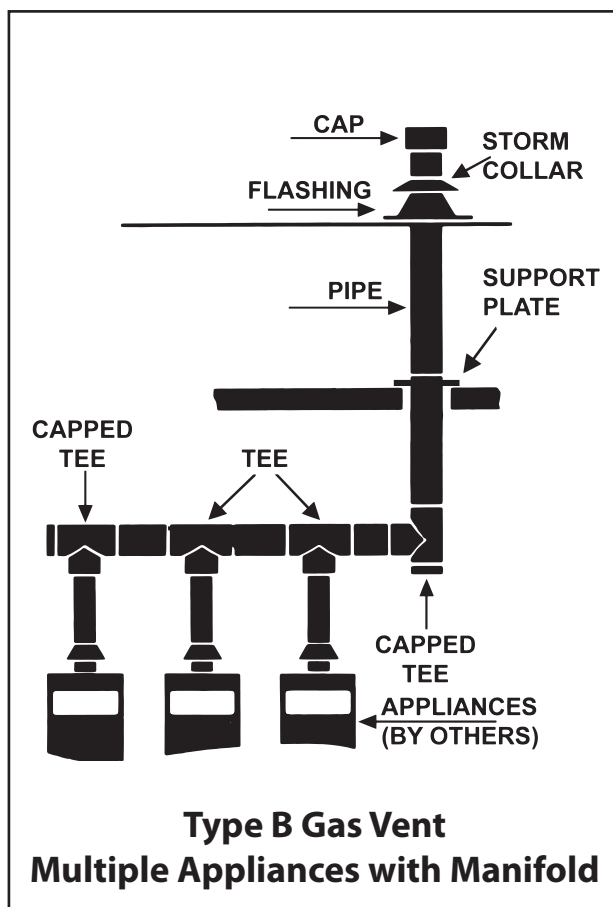
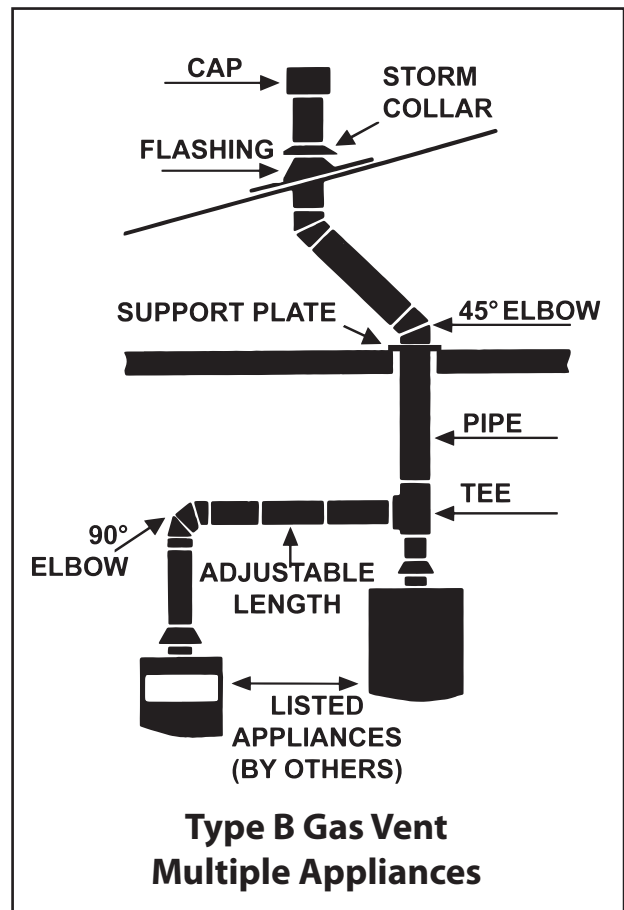
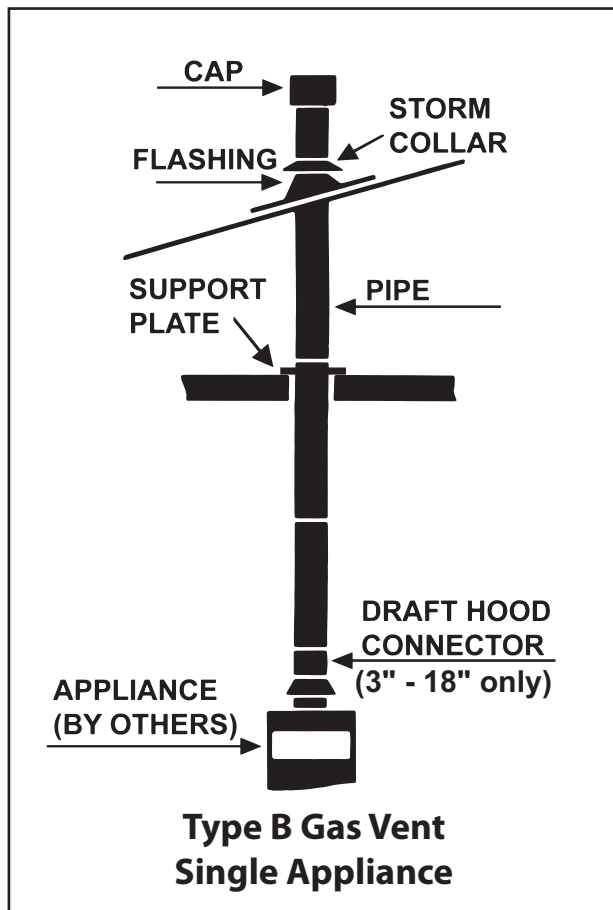


THRU THE WALL
TO BVO



COMBINED VENT
THRU CEILING





Round Type B Gas Vent

Roof Top Termination Kit



- For terminating vertically in most common installations.
- Kit Includes:
 - (1) Round Cap
 - (1) Flashing Flat to 6/12
 - (1) Storm Collar
 - (1) Draft Hood Connector

*** Does not include pipe length**

SIZE	ORDER #	STOCK #
3"	3BVK	810017731
4"	4BVK	810017730
5"	5BVK	810017732
6"	6BVK	810017733


Vertical Kit



- Use to vertically vent unit heaters.
- Kit includes:
 - (1) 12" Galvalume Pipe Length
 - (3) 24" Galvalume Pipe Lengths
 - (1) 90° Elbow
 - (1) 4" Draft Hood Connector
 - (1) DuraCap
 - (1) Storm Collar
 - (1) Adjustable Flashing, Flat to 6/12

SIZE	ORDER #	STOCK #
4"	4BVKNT	810018522


Round Rigid Pipe



- Available in 3" to 8" diameters.
- Easy to assemble and can be combined to obtain the required installation height.
- To calculate installed height, deduct 1.5" for each joint.

**NOTE: For installation in Canada order "(ØBVØC)" only.
Non-galvalume exterior vent must be painted.**

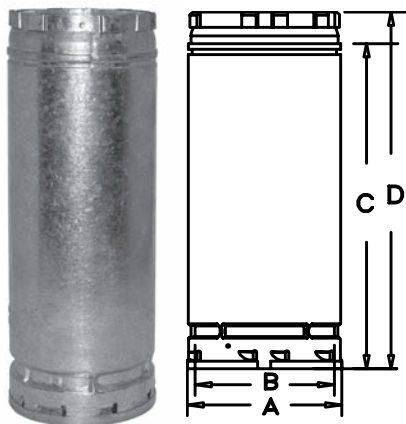
SIZE	LENGTH	ORDER #	STOCK #	SIZE	LENGTH	ORDER #	STOCK #
3"	6"	3BV06	810017737	5"	6"	5BV06	810017907
3"	6"	3BV06C	810017738	5"	6"	5BV06C	810017908
3"	12"	3BV12	810017739	5"	12"	5BV12	810017909
3"	12"	3BV12C	810017740	5"	12"	5BV12C	810017910
3"	18"	3BV18	810017742	5"	18"	5BV18	810017912
3"	18"	3BV18C	810017743	5"	18"	5BV18C	810017913
3"	24"	3BV24	810017745	5"	24"	5BV24	810017915
3"	36"	3BV36	810017747	5"	24"	5BV24C	810017916
3"	36"	3BV36C	810017748	5"	36"	5BV36	810017918
3"	48"	3BV48	810017750	5"	36"	5BV36C	810017919
3"	48"	3BV48C	810017751	5"	48"	5BV48	810017921
3"	60"	3BV60	810017753	5"	48"	5BV48C	810017922
3"	60"	3BV60C	810017754	5"	60"	5BV60	810017921
4"	6"	4BV06	810017817	5"	60"	5BV60C	810017922
4"	6"	4BV06C	810017818	6"	6"	6BV06	810017993
4"	12"	4BV12	810017819	6"	6"	6BV06C	810017994
4"	12"	4BV12C	810017820	6"	12"	6BV12	810017995
4"	18"	4BV18	810017822	6"	12"	6BV12C	810017996
4"	18"	4BV18C	810017823	6"	18"	6BV18	810017998
4"	24"	4BV24	810017825	6"	18"	6BV18C	810017999
4"	24"	4BV24C	810017826	6"	24"	6BV24	810018001
4"	36"	4BV36	810017828	6"	24"	6BV24C	810018002
4"	36"	4BV36C	810017829	6"	36"	6BV36	810018004
4"	48"	4BV48	810017831	6"	36"	6BV36C	810018005
4"	48"	4BV48C	810017832	6"	48"	6BV48	810018007
4"	60"	4BV60	810017834	6"	48"	6BV48C	810018008
4"	60"	4BV60C	810017835	6"	60"	6BV60	810018010
				6"	60"	6BV60C	810018011

Round Rigid Pipe *continued*

- Available in 3" to 8" diameters.
- Easy to assemble and can be combined to obtain the required installation height.
- To calculate installed height, deduct 1.5" for each joint.

**NOTE: For installation in Canada order "(ØBVØC)" only.
Non-galvalume exterior vent must be painted.**

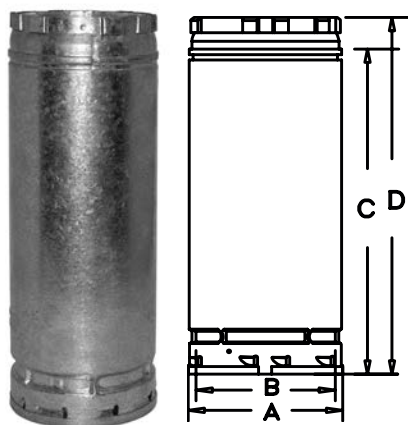
SIZE	LENGTH	ORDER #	STOCK #	SIZE	LENGTH	ORDER #	STOCK #
7"	6"	7BV06	810018085	7"	60"	7BV60C	810018102
7"	12"	7BV12	810018086	8"	6"	8BV06	810018155
7"	12"	7BV12C	810018087	8"	12"	8BV12	810018156
7"	18"	7BV18	810018089	8"	18"	8BV18	810018158
7"	18"	7BV18C	810018090	8"	18"	8BV18C	810018159
7"	24"	7BV24	810018092	8"	24"	8BV24	810018161
7"	24"	7BV24C	810018093	8"	24"	8BV24C	810018162
7"	36"	7BV36	810018095	8"	36"	8BV36	810018164
7"	36"	7BV36C	810018096	8"	36"	8BV36C	810018165
7"	48"	7BV48	810018098	8"	48"	8BV48	810018167
7"	48"	7BV48C	810018099	8"	48"	8BV48C	810018168
7"	60"	7BV60	810018101	8"	60"	8BV60	810018170
				8"	60"	8BV60C	810018171

Large Diameter
Round Rigid Pipe

- Easy to assemble and can be combined to obtain the required installation height.
 - To calculate installed height, deduct 1" for each joint.
- NOTE: In Canada, all exterior vent must be painted.**

SIZE	LENGTH	ORDER #	STOCK #	O.D. (A)	I.D. (B)	C	D
10"	12"	10BV12	810018222	11"	10"	11"	12"
10"	18"	10BV18	810018223	11"	10"	17"	18"
10"	24"	10BV24	810018224	11"	10"	23"	24"
10"	36"	10BV36	810018225	11"	10"	35"	36"
12"	12"	12BV12	810018243	13"	12"	11"	12"
12"	18"	12BV18	810018244	13"	12"	17"	18"
12"	24"	12BV24	810018245	13"	12"	23"	24"
12"	36"	12BV36	810018246	13"	12"	35"	36"
14"	12"	14BV12	810018264	15"	14"	11"	12"
14"	18"	14BV18	810018265	15"	14"	17"	18"
14"	24"	14BV24	810018266	15"	14"	23"	24"
14"	36"	14BV36	810018267	15"	14"	35"	36"

Large Diameter Round Rigid Pipe *continued*




- Easy to assemble and can be combined to obtain the required installation height.
- To calculate installed height, deduct 1" for each joint.

NOTE: In Canada, all exterior vent must be painted.

SIZE	LENGTH	ORDER #	STOCK #	O.D. (A)	I.D. (B)	C	D
16"	12"	16BV12	810018282	17"	16"	11"	12"
16"	18"	16BV18	810018283	17"	16"	17"	18"
16"	24"	16BV24	810018284	17"	16"	23"	24"
16"	36"	16BV36	810018285	17"	16"	35"	36"
18"	12"	18BV12	810018299	19"	18"	11"	12"
18"	18"	18BV18	810018300	19"	18"	17"	18"
18"	24"	18BV24	810018301	19"	18"	23"	24"
18"	36"	18BV36	810018302	19"	18"	35"	36"
20"	12"	20BV12	810018317	21"	20"	11"	12"
20"	18"	20BV18	810018318	21"	20"	17"	18"
20"	24"	20BV24	810018319	21"	20"	23"	24"
20"	36"	20BV36	810018320	21"	20"	35"	36"
22"	12"	22BV12	810018335	23"	22"	11"	12"
22"	18"	22BV18	810018336	23"	22"	17"	18"
22"	24"	22BV24	810018337	23"	22"	23"	24"
22"	36"	22BV36	810018338	23"	22"	35"	36"
24"	12"	24BV12	810018352	25"	24"	11"	12"
24"	18"	24BV18	810018353	25"	24"	17"	18"
24"	24"	24BV24	810018354	25"	24"	23"	24"
24"	36"	24BV36	810018355	25"	24"	35"	36"
26"	12"	26BV12	810018368	27"	26"	11"	12"
26"	18"	26BV18	810018369	27"	26"	17"	18"
26"	24"	26BV24	810018370	27"	26"	23"	24"
26"	36"	26BV36	810018371	27"	26"	35"	36"
28"	12"	28BV12	810018383	29"	28"	11"	12"
28"	18"	28BV18	810018384	29"	28"	17"	18"
28"	24"	28BV24	810018385	29"	28"	23"	24"
28"	36"	28BV36	810018386	29"	28"	35"	36"
30"	12"	30BV12	810018397	31"	30"	11"	12"
30"	18"	30BV18	810018398	31"	30"	17"	18"
30"	24"	30BV24	810018399	31"	30"	23"	24"
30"	36"	30BV36	810018400	31"	30"	35"	36"

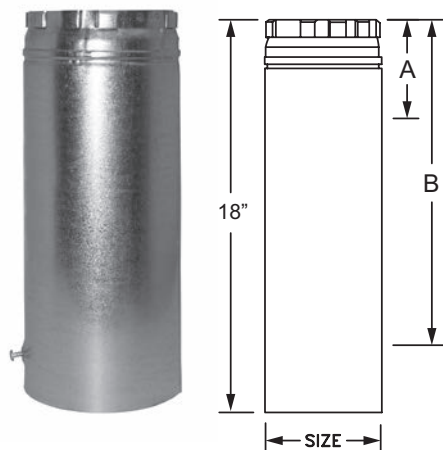
Round Adjustable Pipe



- Used in combination with a straight length, this component assures that an exact required vent length can be achieved.
- Allows for easy disassembly and can absorb the linear expansion of longer pipe lengths.
- 3" - 6" available in 12" and 18" adjustable lengths
- 12" Length adjusts from 3 1/2" to 10 1/2"
- 18" Length adjusts from 6" to 16"

SIZE	LENGTH	ORDER #	STOCK #
3"	3 1/2" - 10 1/2"	3BV12A	810017756
3"	6" - 16"	3BV18A	810017758
4"	3 1/2" - 10 1/2"	4BV12A	810017840
4"	6" - 16"	4BV18A	810017841
5"	3 1/2" - 10 1/2"	5BV12A	810017928
5"	6" - 16"	5BV18A	810017930
6"	3 1/2" - 10 1/2"	6BV12A	810018014
6"	6" - 16"	6BV18A	810018016
7"	3 1/2" - 10 1/2"	7BV12A	810018104
8"	3 1/2" - 10 1/2"	8BV12A	810018173

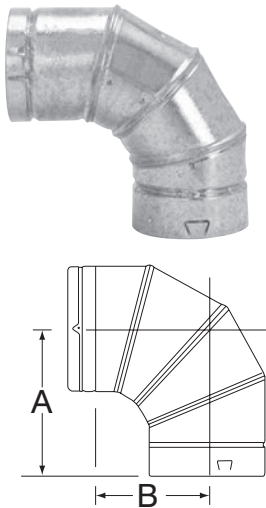
Large Diameter Round Adjustable Pipe



- Used in combination with a straight length of pipe to assure an exact length can be achieved.
- 7" - 30" available in 18" adjustable lengths

SIZE	ORDER #	STOCK #	(MIN) A	(MAX) B
10"	10BV18A	810018226	3"	16"
12"	12BV18A	810018247	3"	16"
14"	14BV18A	810018268	5"	16"
16"	16BV18A	810018286	5"	16"
18"	18BV18A	810018303	5"	16"
20"	20BV18A	810018321	5"	16"
22"	22BV18A	810018339	5"	16"
24"	24BV18A	810018356	5"	16"
26"	26BV18A	810018372	5"	16"
28"	28BV18A	810018387	5"	16"
30"	30BV18A	810018401	5"	16"

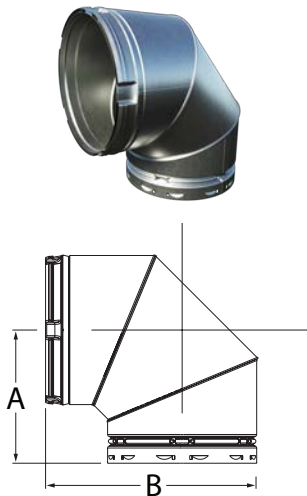
90° Adjustable Elbow



- Used when an offset is required to avoid obstructions such as rafters, joists and other construction obstacles.
- Used to orient pipe between vertical and horizontal orientation.
- Adjustable elbow rotates 360° for perfect alignment.

SIZE	ORDER #	STOCK #	A	B
3"	3BVL90	810017761	6 ³ / ₈ "	4 ¹¹ / ₁₆ "
4"	4BVL90	810017843	6 ³ / ₈ "	4 ¹¹ / ₁₆ "
5"	5BVL90	810017931	6 ³ / ₈ "	4 ¹¹ / ₁₆ "
6"	6BVL90	810018017	6 ³ / ₈ "	4 ¹¹ / ₁₆ "
7"	7BVL90	810018106	8"	6 ¹ / ₂ "
8"	8BVL90	810018175	8 ¹ / ₄ "	6 ³ / ₄ "

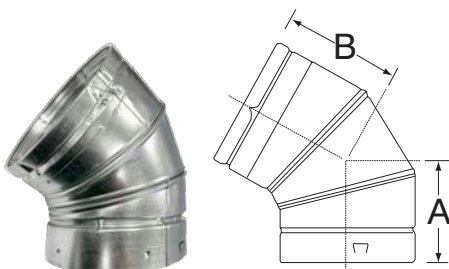
90° Fixed Elbow



- Elbows are used to offset installation to avoid obstructions such as rafters and joists.
- Elbow is non-adjustable.

SIZE	ORDER #	STOCK #	A	B
10"	10BVL90	810018613	10 ¹ / ₈ "	9 ⁵ / ₈ "

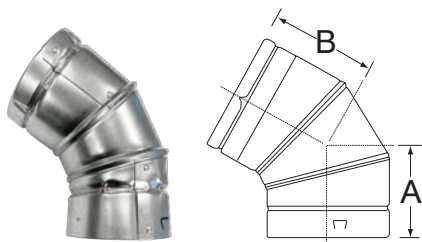
45° / 60° Adjustable Elbow



- Used when an offset is required to avoid obstructions such as rafters, joists and other construction obstacles.
- Three piece adjustable elbow rotates 360° for perfect alignment.

SIZE	ORDER #	STOCK #	OUTER	A	B
3"	3BVL45	810017763	3 ¹ / ₂ "	4 ³ / ₈ "	4 ¹¹ / ₁₆ "
4"	4BVL45	810017845	4 ¹ / ₂ "	4 ³ / ₈ "	4 ¹¹ / ₁₆ "
5"	5BVL45	810017933	5 ¹ / ₂ "	4 ³ / ₈ "	4 ¹¹ / ₁₆ "
6"	6BVL45	810018019	6 ¹ / ₂ "	4 ³ / ₈ "	4 ¹¹ / ₁₆ "

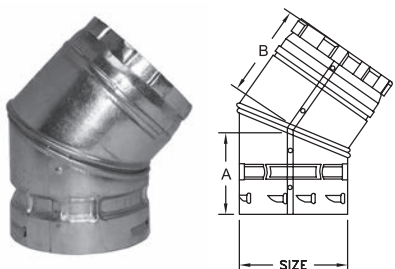
45° Adjustable Elbow



- Used when an offset is required to avoid obstructions such as rafters, joists and other construction obstacles.
- Three piece adjustable elbow rotates 360° for perfect alignment.

SIZE	ORDER #	STOCK #	OUTER	A	B
7"	7BVL45	810018108	7 1/2"	3 3/16"	7 1/2"
8"	8BVL45	810018177	8 1/2"	3 1/4"	8 1/2"

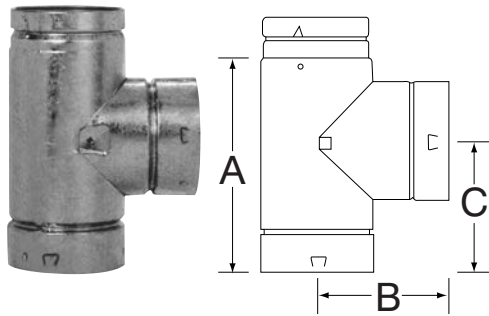
45° Elbow



- Elbows are used to offset installation to avoid obstructions such as rafters and joists.
- Size 10" through 14" adjust easily from 0° to 45°.
- Sizes 16" through 30" are non-adjustable.
- See the Gas Vent Offset Table on page 3.

SIZE	ORDER #	STOCK #	A	B	ADJUSTABLE
10"	10BVL45	810018227	5 7/8"	5 3/8"	0° - 45°
12"	12BVL45	810018248	6"	5 3/8"	0° - 45°
14"	14BVL45	810018269	6 5/8"	6 1/2"	0° - 45°
16"	16BVL45	810018287	7"	7"	---
18"	18BVL45	810018304	7 1/2"	7 1/2"	---
20"	20BVL45	810018322	8"	7 5/8"	---
22"	22BVL45	810018340	8 1/2"	8 5/8"	---
24"	24BVL45	810018357	8 5/8"	8 15/16"	---
26"	26BVL45	810018373	9"	9"	---
28"	28BVL45	810018388	9 1/2"	9"	---
30"	30BVL45	810018402	10"	10"	---

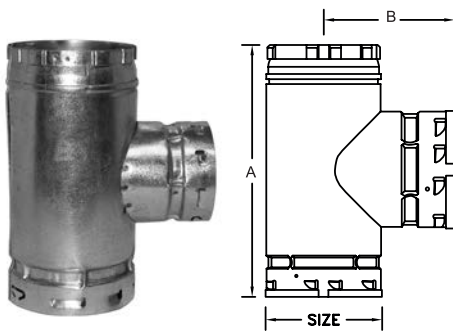
Standard Tee



- Used to transition system from horizontal to vertical orientation.
- Provides easy access for inspection and maintenance.
- Tee Cap sold separately.

SIZE	ORDER #	STOCK #	A	B	C
3"	3BVT	810017765	6 5/8"	4 1/4"	4 1/4"
4"	4BVT	810017847	8 1/2"	4 3/4"	5"
5"	5BVT	810017935	9 1/2"	5 1/4"	5 1/2"
6"	6BVT	810018021	10 1/2"	5 3/4"	6"
7"	7BVT	810018110	11 1/2"	6 1/4"	6 1/2"
8"	8BVT	810018179	12 1/2"	6 3/4"	7"

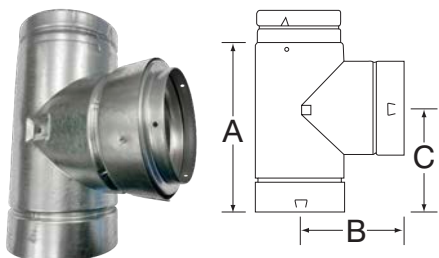
Large Diameter Standard Tee



- Used to transition system from horizontal to vertical orientation.
- Provides easy access for inspection and maintenance.
- Tee Cap sold separately.

SIZE	ORDER #	STOCK #	A	B
10"	10BVT	810018229	16"	8 1/4"
12"	12BVT	810018250	17 5/8"	9 3/4"
14"	14BVT	810018270	24"	11 3/4"
16"	16BVT	810018288	26"	13"
18"	18BVT	810018305	28 1/2"	14 1/4"
20"	20BVT	810018323	30"	15 1/2"
22"	22BVT	810018341	33"	16 3/4"
24"	24BVT	810018358	36"	18"
26"	26BVT	810018374	38"	19"
28"	28BVT	810018389	40"	20"
30"	30BVT	810018403	42"	21"

Reducing Tee




- Used to transition system from horizontal to vertical orientation.
- Allows small diameter pipe to be connected to the branch or body of the tee.
- Allows connections from 2 or more appliances into the common vent.

NOTE: Low Profile Double Wall In increaser included.

SIZE	ORDER #	STOCK #	A	B	C
4" to 3"	4BVTR3	810017849	8 ½"	4 ¾"	5"
5" to 3"	5BVTR3	810017938	9 ½"	5 ¼"	5 1/2"
5" to 4"	5BVTR4	810017937	9 ½"	5 ¼"	5 1/2"
6" to 3"	6BVTR3	810018025	10 ½"	5 ¾"	6"
6" to 4"	6BVTR4	810018024	10 ½"	5 ¾"	6"
6" to 5"	6BVTR5	810018023	10 ½"	5 ¾"	6"
7" to 4"	7BVTR4	810018151	11 ½"	6 ¼"	6 ½"
7" to 5"	7BVTR5	810018150	11 ½"	6 ¼"	6 ½"
7" to 6"	7BVTR6	810018149	11 ½"	6 ¼"	6 ½"
8" to 4"	8BVTR4	810018218	12 ½"	6 ¾"	7"
8" to 5"	8BVTR5	810018217	12 ½"	6 ¾"	7"
8" to 6"	8BVTR6	810018216	12 ½"	6 ¾"	7"

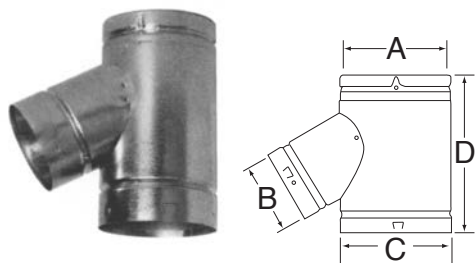
Tee Cap



- Used at bottom of Tee.
- Removable for easy system maintenance.

SIZE	ORDER #	STOCK #	SIZE	ORDER #	STOCK #
3"	3BVTC	810017767	16"	16BVTC	810018289
4"	4BVTC	810017851	18"	18BVTC	810018306
5"	5BVTC	810017941	20"	20BVTC	810018324
6"	6BVTC	810018029	22"	22BVTC	810018342
7"	7BVTC	810018112	24"	24BVTC	810018359
8"	8BVTC	810018181	26"	26BVTC	810018375
10"	10BVTC	810018230	28"	28BVTC	810018390
12"	12BVTC	810018251	30"	30BVTC	810018404
14"	14BVTC	810018271			


Fixed Wye



- Used to transition system from horizontal to vertical orientation.
- Provides better flue gas flow than a traditional Tee.

SIZE	ORDER #	STOCK #	A	B	C	D
4" x 4" x 3"	4BVY43	810017896	4"	4"	3"	13 1/2"
4" x 4" x 4"	4BVY44	810017901	4"	4"	4"	10"
4" x 3" x 4"	4BVY34	810017888	4"	3"	4"	10"
5" x 3" x 4"	5BVY34	810017961	5"	3"	4"	11"
5" x 4" x 4"	5BVY44	810017972	5"	4"	4"	11 3/8"
5" x 3" x 5"	5BVY35	810017971	5"	3"	5"	10"
5" x 4" x 5"	5BVY45	810017985	5"	4"	5"	10"
6" x 3" x 4"	6BVY34	810018040	6"	3"	4"	13 1/2"
6" x 4" x 3"	6BVY43	810018053	6"	4"	3"	13 1/2"
6" x 4" x 4"	6BVY44	810018055	6"	4"	4"	13 1/2"
6" x 4" x 5"	6BVY45	810018064	6"	4"	5"	13 1/2"
6" x 3" x 5"	6BVY35	810018050	6"	3"	5"	13 1/2"
6" x 3" x 6"	6BVY36	810018052	6"	3"	6"	11"
6" x 4" x 6"	6BVY46	810018077	6"	4"	6"	11"
6" x 5" x 6"	6BVY56	810018114	6"	5"	6"	11"


Draft Hood Connector



- Connects single wall Vent to B Vent.
- Used to connect B Vent to draft hood at appliance.

SIZE	ORDER #	STOCK #	LENGTH
3"	3BVC	810017769	4 1/2"
4"	4BVC	810017857	4 1/2"
5"	5BVC	810017948	4 1/2"
6"	6BVC	810018042	4 1/2"
7"	7BVC	81008115	7"
8"	8BVC	810018183	8"


Large Diameter Draft Hood Connector



- Connects Type B gas vent directly to an appliance draft hood.
- Connects single wall connector pipe to B vent.

SIZE	ORDER #	STOCK #
10"	10BVC	810018231
12"	12BVC	810018252
14"	14BVC	810018272
16"	16BVC	810018290
18"	18BVC	810018307

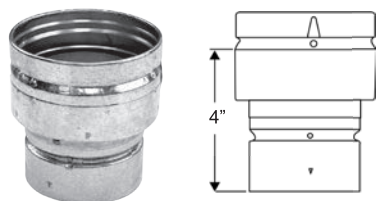
Extended Draft Hood Connector



- Connects single wall Vent to B Vent.
- Used to connect B Vent to draft hood at appliance.

SIZE	ORDER #	STOCK #	LENGTH
4"	4BVCE	810017859	5"

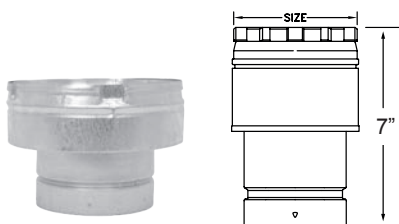
Increaser



- Use to increase vent diameter.
- Additional sizes available through special order.

SIZE	ORDER #	STOCK #
3" x 4"	3BVX4	810017771
3" x 5"	3BVX5	810017772
4" x 5"	4BVX5	810017860
4" x 6"	4BVX6	810017861
4" x 10"	4BVX10	810017862
5" x 6"	5BVX6	810017950

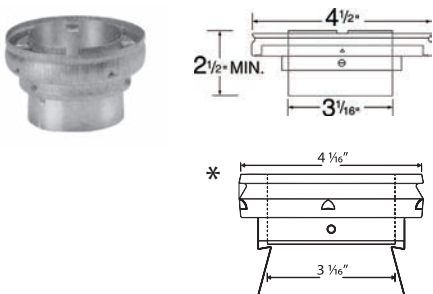
Large Diameter Increaser



- The increaser is used to increase the vent size.
- The maximum increase is 4 sizes.

SIZE	ORDER #	STOCK #	SIZE	ORDER #	STOCK #
6" x 10"	6BVX10	810018044	16" x 20"	16BVX20	810018296
6" x 12"	6BVX12	810018045	16" x 22"	16BVX22	810018297
7" x 10"	7BVX10	810018117	18" x 20"	18BVX20	810018312
7" x 12"	7BVX12	810018118	18" x 22"	18BVX22	810018313
8" x 10"	8BVX10	810018185	18" x 24"	18BVX24	810018314
8" x 12"	8BVX12	810018186	18" x 26"	18BVX26	810018315
8" x 14"	8BVX14	810018187	20" x 22"	20BVX22	810018330
10" x 12"	10BVX12	810018237	20" x 24"	20BVX24	810018331
10" x 14"	10BVX14	810018238	20" x 26"	20BVX26	810018332
10" x 16"	10BVX16	810018239	20" x 28"	20BVX28	810018333
10" x 18"	10BVX18	810018240	22" x 24"	22BVX24	810018347
12" x 14"	12BVX14	810018258	22" x 26"	22BVX26	810018348
12" x 16"	12BVX16	810018259	22" x 28"	22BVX28	810018349
12" x 18"	12BVX18	810018260	22" x 30"	22BVX30	810018350
12" x 20"	12BVX20	810018261	24" x 26"	24BVX26	810018364
14" x 16"	14BVX16	810018277	24" x 28"	24BVX28	810018365
14" x 18"	14BVX18	810018278	24" x 30"	24BVX30	810018366
14" x 20"	14BVX20	810018279	26" x 28"	26BVX28	810018380
14" x 22"	14BVX22	810018280	26" x 30"	26BVX30	810018381
16" x 18"	16BVX18	810018295	28" x 30"	28BVX30	810018395

Appliance Increaser USA only

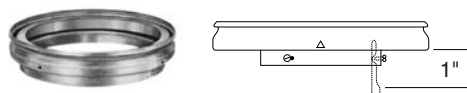


- Use to increase the vent diameter directly on top of the appliance.
- Increase 3" to 4" only.

SIZE	ORDER #	STOCK #
3" - 4"	3BVAX4	810017781
* 3" - 4"	3BVRRAX4	810017809

* Only for use with Rheem / Ruud Appliances

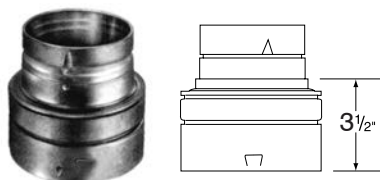
Low Profile Double Wall Inserter



- Used to increase pipe diameter
- Used for tight installations to optimize space.

SIZE	ORDER #	STOCK #	SIZE	ORDER #	STOCK #
3" x 4"	3BVLX4	810017775	4" x 8"	4BVLX8	810017868
3" x 5"	3BVLX5	810017776	5" x 6"	5BVLX6	810017951
3" x 6"	3BVLX6	810017777	5" x 7"	5BVLX7	810017952
3" x 7"	3BVLX7	810017778	5" x 8"	5BVLX8	810017953
3" x 8"	3BVLX8	810017779	6" x 7"	6BVLX7	810018046
4" x 5"	4BVLX5	810017865	6" x 8"	6BVLX8	810018047
4" x 6"	4BVLX6	810017866	7" x 8"	7BVLX8	810018119
4" x 7"	4BVLX7	810017867	8" x 10"	8BVLX10	810018188

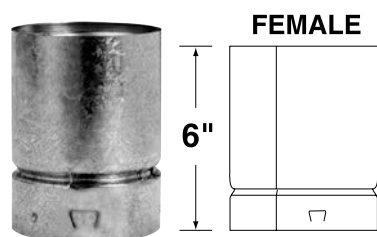
Reducer USA only



NOTE: One step only

SIZE	ORDER #	STOCK #	STEP	SIZE	ORDER #	STOCK #	STEP
4"	4BVR3	810017871	4" x 3"	7"	7BVR6	810018120	7" x 6"
5"	5BVR4	810017955	5" x 4"	8"	8BVR7	810018189	8" x 7"
6"	6BVR5	810018048	6" x 5"				

Universal Female Adapter




- Used to connect B Vent to/from 1/4" Type B Gas Vent.
- Allows DuraVent B Vent to be used in conjunction with other brands of existing vent.

NOTE: Female adapter used to adapt to DuraVent pipe toward appliance.

SIZE	ORDER #	STOCK #	SIZE	ORDER #	STOCK #
3"	3BVAF	810017784	6"	6BVAF	810018032
4"	4BVAF	810017855	7"	7BVAF	810018122
5"	5BVAF	810017944	8"	8BVAF	810018192

Universal Male Adapter



- Used to connect B Vent to/from 1/4" Type B Gas Vent.
- Allows DuraVent B Vent to be used in conjunction with other brands of existing vent.
- **NOTE: Male adapter used to adapt to DuraVent pipe toward termination.**

SIZE	ORDER #	STOCK #	SIZE	ORDER #	STOCK #
3"	3BVAM	810017786	6"	6BVAM	810018034
4"	4BVAM	810017873	7"	7BVAM	810018124
5"	5BVAM	810017946	8"	8BVAM	810018194

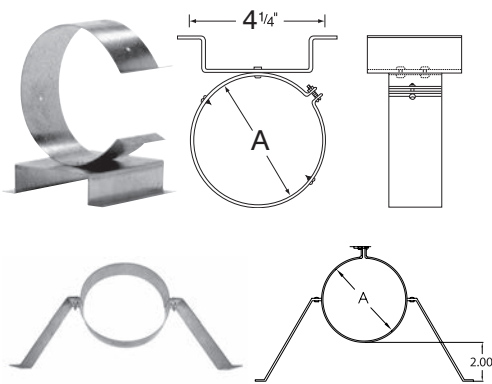
Universal Male Adapter



- Used to connect B Vent to/from 1/2" Type B Gas Vent.
- Allows DuraVent B Vent to be used in conjunction with other brands of existing vent.
- **NOTE: Male adapter used to adapt to DuraVent pipe toward termination.**

SIZE	ORDER #	STOCK #
10"	10BVAM	810018611
12"	12BVAM	810018612

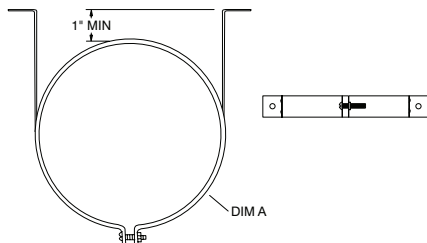
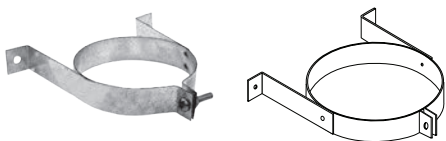
Wall Support / Band Assembly



- Used to support and stabilize the pipe against a wall.
- Will support up to 35'

SIZE	ORDER #	STOCK #	A
3"	3BVWSB	810017789	3 5/8"
4"	4BVWSB	810017881	4 5/8"
5"	5BVWSB	810017964	5 5/8"
6"	6BVWSB	810018057	6 5/8"
7"	7BVWSB	810018127	7 5/8"
8"	8BVWSB	810018196	8 5/8"
10"	10BVSBA	810018232	11 1/8"
12"	12BVSBA	810018253	13 1/8"

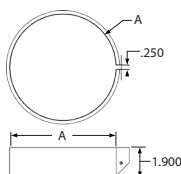
Wall Band



- Used to stabilize the pipe against a wall.
- Must be installed just above the Tee and every 6' there after.

SIZE	ORDER #	STOCK #	A
3"	3BVWS	810017788	3 ½"
4"	4BVWS	810017880	4 ½"
5"	5BVWS	810017963	5 ½"

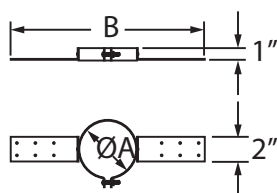
Gas Vent Support Collar & Hardware



- For use with field fabricated support plates and support plates for odd sized openings.

SIZE	ORDER #	STOCK #	A
3"	3BVS	810017790	3 ⅝"
4"	4BVS	810017882	4 ⅝"
5"	5BVS	810017965	5 ⅝"
6"	6BVS	810018058	6 ⅝"

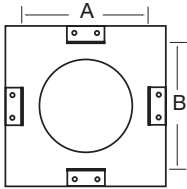

Gas Vent Roof Support



- Used to support Type B gas vent pipe at roof level.
- Can be used when DuraConnect II is installed in attic space.

SIZE	ORDER #	STOCK #	A	B
3"	3BVS	810017794	3 ⅝"	14 ¾"
4"	4BVS	810017886	4 ⅝"	15 ¾"
5"	5BVS	810017969	5 ⅝"	16 ¾"
6"	6BVS	810018062	6 ⅝"	17 ¾"

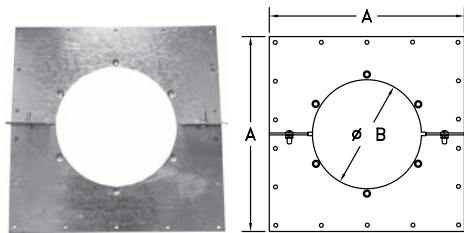
Gas Vent Firestop Spacer



- Used to protect combustible materials where pipe passes through a ceiling or wall
- Extended bottom flange

SIZE	ORDER #	STOCK #	A	B
3"	3BVFS	810017795	5 ½"	5 ½"
4"	4BVFS	810017887	6 ½"	6 ½"
5"	5BVFS	810017970	7 ½"	7 ½"
6"	6BVFS	810018063	8 ½"	8 ½"
7"	7BVFS	810018132	9 ½"	9 ½"
8"	8BVFS	810018200	10 ½"	10 ½"

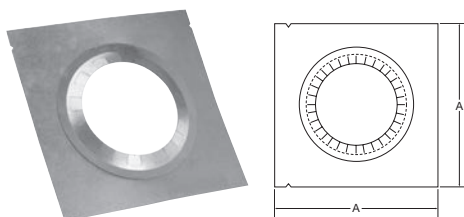
Firestop / Support Plate



- The support plate is designed to provide strength and durability for supporting large size pipe sections.
- Serves as a firestop.
- Supports up to 30' of pipe.

SIZE	ORDER #	STOCK #	A	B
10"	10BVFSP	810018233	18"	10 5/8"
12"	12BVFSP	810018254	20"	12 5/8"
14"	14BVFSP	810018273	22"	14 5/8"
16"	16BVFSP	810018291	24"	16 5/8"
18"	18BVFSP	810018308	26"	18 5/8"
20"	20BVFSP	810018326	28"	20 5/8"
22"	22BVFSP	810018343	30"	22 5/8"
24"	24BVFSP	810018360	32"	24 5/8"
26"	26BVFSP	810018376	34"	26 5/8"
28"	28BVFSP	810018391	36"	28 5/8"
30"	30BVFSP	810018405	38"	30 5/8"

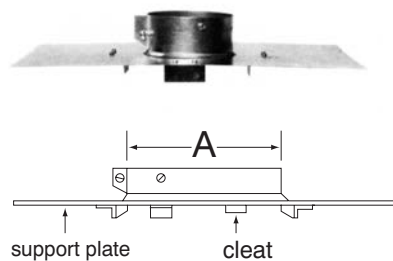
Quick Grip Firestop / Support -



- Used to support gas vent above floor.
- To be installed above floor/ceiling joist.
- Will support up to 30' of gas vent

SIZE	ORDER #	STOCK #	A
3"	3BVFSPU	810017797	9"
4"	4BVFSPU	810017876	10"
5"	5BVFSPU	810017958	11"
6"	6BVFSPU	810018037	12"

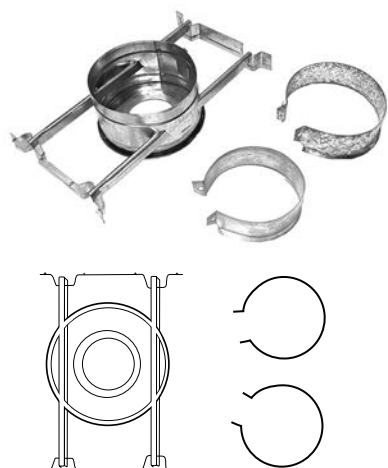
Support Assembly



- Support Plate should be installed above the joist.
- Support Plate also serves as a firestop.
- Will support a maximum of 35' of gas vent.

SIZE	ORDER #	STOCK #	A	Plate Dim.
3"	3BVVS	810017792	3 5/8"	17" x 10"
4"	4BVVS	810017884	4 5/8"	17" x 10"
5"	5BVVS	810017967	5 5/8"	17" x 12"
6"	6BVVS	810018060	6 5/8"	17" x 12"
7"	7BVVS	810018130	7 5/8"	17" x 14"
8"	8BVVS	810018198	8 5/8"	17" x 14"

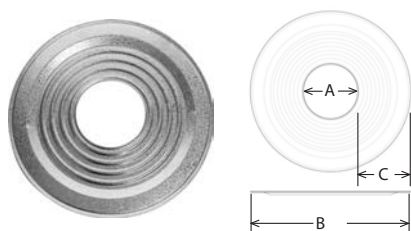
Round Bucket Support



- Use to support B Vent between 16 inch on center joists.
- Allows pipe section to slide through RBS and be adjusted as required based on installation needs.
- Pipe must be secured with included pipe collar.
- Allows connection to single wall or double wall connectors.
- Fire stop spacer required.
- Includes (2) hangers, bars, pipe supports and bucket.
- Will support up to 35'.

SIZE	ORDER #	STOCK #
3" - 4"	3BVR54	810017798
5" - 6"	5BVR56	810017973


Pipe Collar



- Provides a decorative/finished appearance.

SIZE	ORDER #	STOCK #	A	B	C
3"	3BVPC	810017799	3 5/8"	10 1/16"	3 1/16"
4"	4BVPC	810017889	4 5/8"	10 1/16"	3 1/16"
5"	5BVPC	810017974	5 5/8"	10 1/16"	2 9/16"
6"	6BVPC	810018067	6 5/8"	10 1/16"	2 1/16"
7"	7BVPC	810018134	7 5/8"	11 1/4"	1 3/4"

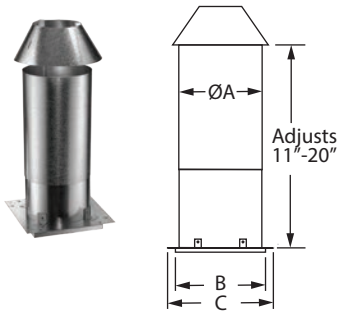
Wall Thimble



- Used to ensure clearance to combustibles is maintained.
- Wall Thimble also serves as a firestop.
- Adjusts from 4 - 1/8" to 7" to fit thickness of wall.

SIZE	ORDER #	STOCK #	A	B
3"	3BVWT	810017801	3 5/8"	7"
4"	4BVWT	810017891	4 5/8"	8 1/4"
5"	5BVWT	810017976	5 5/8"	9 1/2"
6"	6BVWT	810018069	6 5/8"	10 3/4"
7"	7BVWT	810018135	7 5/8"	11"
8"	8BVWT	810018202	8 5/8"	12 1/2"

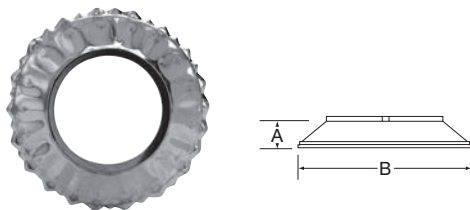
Attic Insulation Shield



- Required for installations that pass through an attic to prevent insulation and debris from accumulating near the vent.

SIZE	ORDER #	STOCK #	A	B	C
3" - 4"	3BVIS	810017812	6 3/4"	7 3/16"	9 1/4"
5" - 6"	5BVIS	810018031	8 3/4"	8 15/16"	11"
7" - 8"	7BVIS	810018191	10 3/4"	10 5/16"	13"

Storm Collar

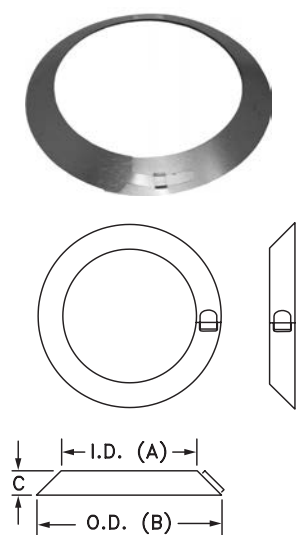


- Used to provide a weather proof seal to pipe above roof line.
- Used above the Flashing.
- Seal inner edge with hi-temp silicone sealant.

NOTE: See instructions for use/limitations

SIZE	ORDER #	STOCK #	A	B
3"	3BVSC	810017804	1 1/16"	6 5/8"
4"	4BVSC	810017893	1 1/16"	7 5/8"
5"	5BVSC	810017979	1 1/16"	8 5/8"
6"	6BVSC	810018071	1 1/16"	9 5/8"
7"	7BVSC	810018137	1 1/16"	10 3/4"
8"	8BVSC	810018204	1 1/16"	11 3/4"

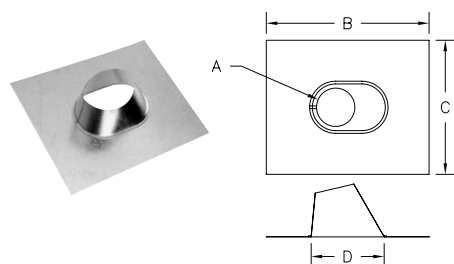
Large Diameter Storm Collar



- Used above the Flashing to provide weather strip seal to pipe.
- Seal the inner edge with sealant against pipe

SIZE	ORDER #	STOCK #	(I.D.) A	(O.D.) B	C
10"	10BVSC	810018234	11"	14 1/2"	1 3/4"
12"	12BVSC	810018255	13"	16 1/2"	1 3/4"
14"	14BVSC	810018274	15"	18 1/2"	1 15/16"
16"	16BVSC	810018292	17"	21 1/4"	2 1/8"
18"	18BVSC	810018309	19"	23 3/4"	2 5/16"
20"	20BVSC	810018327	21"	25 15/16"	2 1/2"
22"	22BVSC	810018344	23"	28 5/16"	2 11/16"
24"	24BVSC	810018361	25"	30 11/16"	2 7/8"
26"	26BVSC	810018377	27"	33 1/16"	3 1/16"
28"	28BVSC	810018392	29"	35 1/16"	3 1/4"
30"	30BVSC	810018406	31"	37 1/16"	3 7/16"

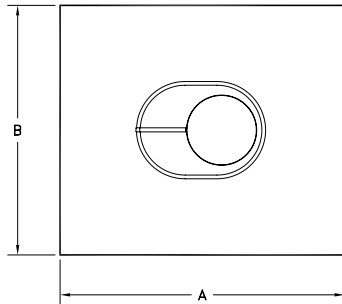

Adjustable Roof Flashing Flat to 6/12



- Fits flat to 6/12 pitch roof.
- Used where the vent passes through a roof.

SIZE	ORDER #	STOCK #	A	B	C	D
3"	3BVF	810017782	3 1/2"	14 7/8"	12 1/4"	6 11/16"
4"	4BVF	810017853	4 1/2"	16"	13 1/4"	7 3/4"
5"	5BVF	810017981	5 1/2"	16 15/16"	14 1/4"	8 7/8"
6"	6BVF	810018073	6 1/2"	18"	15 1/4"	10"
7"	7BVF	810018139	7 1/2"	19 1/8"	16"	11 1/8"
8"	8BVF	810018206	8 1/2"	20 1/4"	16 15/16"	12 1/4"

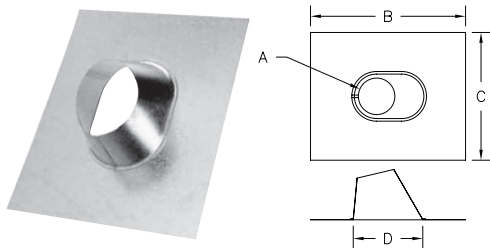
Large Diameter Adjustable Roof Flashing Flat to 6/12



- Fits flat to 6/12 pitch roof.
- Built with double-seamed construction for protection from leakage.

SIZE	ORDER #	STOCK #	A	B
10"	10BVF	810018235	24 1/8"	24 1/8"
12"	12BVF	810018256	25 1/16"	25 1/16"
14"	14BVF	810018275	28"	28"
16"	16BVF	810018293	30 5/32"	30 1/8"
18"	18BVF	810018310	31 1/2"	31 1/2"
20"	20BVF	810018328	34"	34"
22"	22BVF	810018345	34 1/2"	34 1/2"
24"	24BVF	810018362	37"	37"
26"	26BVF	810018378	43"	43"
28"	28BVF	810018393	45"	45"
30"	30BVF	810018407	46"	46"

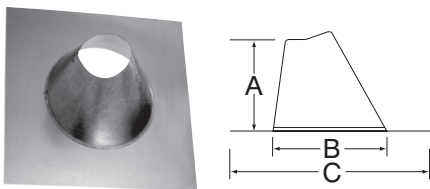
Adjustable Steep Roof Flashing 6/12 to 12/12



- Used where the vent passes through a roof.
- Adjustable 6/12 to 12/12 pitch.

SIZE	ORDER #	STOCK #	A	B	C	D
3"	3BVFSR	810017807	3 1/2"	18"	15 1/4"	10 1/4"
4"	4BVFSR	810017897	4 1/2"	19 1/8"	16"	11 1/8"
5"	5BVFSR	810017983	5 1/2"	20 1/4"	16 15/16"	12 1/4"
6"	6BVFSR	810018075	6 1/2"	24 1/4"	20"	15 5/8"
7"	7BVFSR	810018141	7 1/2"	24 1/4"	20"	15 5/8"
8"	8BVFSR	810018208	8 1/2"	25"	19 1/2"	17 1/8"

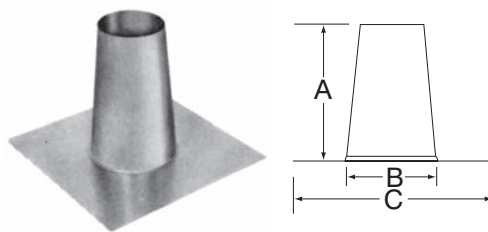
Tall Cone Adjustable Roof Flashing



- Used where the vent passes through a roof.
- Adjustable to 6/12 pitch

SIZE	ORDER #	STOCK #	A	B	C
3"	3BVFTA	810017806	8 3/4"	11"	19 1/2"
4"	4BVFTA	810017878	8 3/4"	11"	19 1/2"
5"	5BVFTA	810017960	8 3/4"	11"	19 1/2"
6"	6BVFTA	810018039	8 3/4"	11"	19 1/2"
7"	7BVFTA	810018126	8 3/4"	14"	22"
8"	8BVFTA	810018210	8 3/4"	15 3/16"	23"

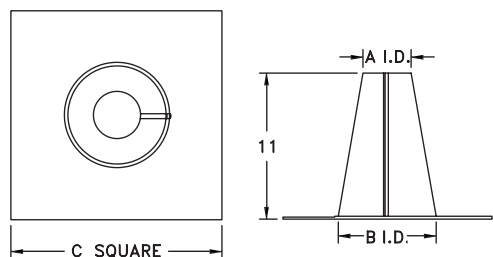

Tall Cone Flat Flashing



- Used on flat roof surfaces.

SIZE	ORDER #	STOCK #	A	B	C
3"	3BVFF	810017810	12"	7 1/2"	16 1/2"
4"	4BVFF	810017900	12"	7 1/2"	16 1/2"
5"	5BVFF	810017986	12"	7 1/2"	16 1/2"
6"	6BVFF	810018078	12"	11"	19 1/2"
7"	7BVFF	810018144	12"	11"	19 1/2"
8"	8BVFF	810018211	12"	11"	19 1/2"


Large Diameter Tall Cone Flat Flashing



- Used on flat roofs in snow packed areas to reduce chances of snow covering the vent.
- The flashing with a tall cone fits flat to 1/12 roof pitches.

SIZE	ORDER #	STOCK #	A (I.D.)	B (I.D.)	C
10"	10BVFF	810018236	11 1/8"	16"	24 1/8"
12"	12BVFF	810018257	13 1/8"	16"	24 1/8"
14"	14BVFF	810018276	15 5/16"	19 5/16"	27"
16"	16BVFF	810018294	17 5/16"	19 5/16"	30"
18"	18BVFF	810018311	19 5/16"	23 5/16"	32 5/16"
20"	20BVFF	810018329	21 5/16"	23 5/16"	36"
22"	22BVFF	810018346	23 5/16"	27 5/16"	39"
24"	24BVFF	810018363	25 5/16"	27 5/16"	40"
26"	26BVFF	810018379	27 5/16"	31 5/16"	43"
28"	28BVFF	810018394	29 5/16"	31 5/16"	45"
30"	30BVFF	810018408	31 5/16"	37 1/16"	46"

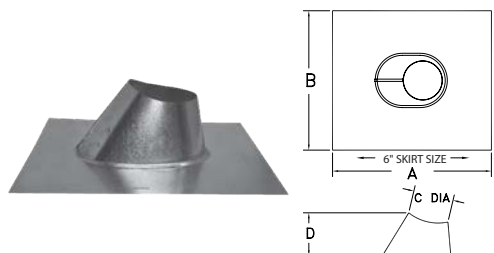
DSA Roof Flashing



- Use with metal or tile roofs.
- Baseplate made of dead soft aluminum.
- Available in Adjustable Roof Flashing style (0/12-6/12).

SIZE	ORDER #	STOCK #	A	B	C
3"	3BVFDSA	810017796	3 5/8"	19 3/8"	23"
4"	4BVFDSA	810017875	4 5/8"	19 3/8"	23"
5"	5BVFDSA	810017957	5 5/8"	22"	24 13/16"
6"	6BVFDSA	810018036	6 3/4"	22"	24 13/16"

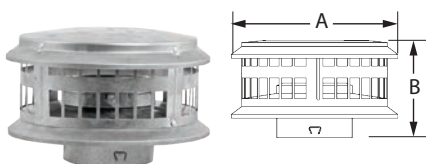
FHA Roof Flashing



- Available in Adjustable Roof Flashing style (0/12-6/12).

SIZE	ORDER #	STOCK #	A	B	C	D
3"	3BVFHA	810017811	20 ¼"	15 ½"	3 ⅝"	4"
4"	4BVFHA	810017906	20 ¼"	18"	4 ⅝"	5"
5"	5BVFHA	810017992	24"	19"	5 ⅝"	4 ⅞"
6"	6BVFHA	810018084	24"	19"	6 ⅝"	6"

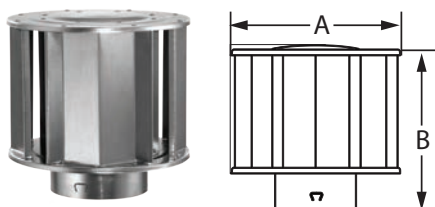
DuraCap



- Required where pipe terminates above the roof line.
- Use for vertical installations only.

SIZE	ORDER #	STOCK #	A	B
3"	3BVDC	810017813	8"	5"
4"	4BVDC	810017902	8"	5"
5"	5BVDC	810017988	11"	7 ½"
6"	6BVDC	810018080	11"	7 ½"
7"	7BVDC	810018145	15"	7 ¼"
8"	8BVDC	810018212	15"	7 ¼"

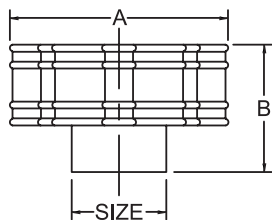
High-Wind Cap



- Provides improved performance in high wind conditions.
- For vertical terminations only.

SIZE	ORDER #	STOCK #	A	B
3"	3BVTTH	810017815	7 ½"	7 ¼"
4"	4BVTTH	810017904	8 ½"	8 ¼"
5"	5BVTTH	810017990	9 ½"	9 ⅜"
6"	6BVTTH	810018082	10 ½"	9 ¼"
7"	7BVTTH	810018147	11 ½"	11 ¾"
8"	8BVTTH	810018214	12 ½"	12 ¾"
10"	10BVT	810018241	17 ½"	16"
12"	12BVT	810018262	19 ¼"	18 ¾"
14"	14BVT	810018281	24"	23"
16"	16BVT	810018298	26"	19 ½"
18"	18BVT	810018316	30"	21 ½"

Universal Cap




- Provides improved performance in high wind conditions.
- For vertical terminations only.

SIZE	ORDER #	STOCK #	A	B
20"	20BVVT	810018334	34"	23 ½"
22"	22BVVT	810018351	36"	25 ½"
24"	24BVVT	810018367	39"	27 ½"
26"	26BVVT	810018382	44"	29 ½"
28"	28BVVT	810018396	48"	31 ½"
30"	30BVVT	810018409	50"	33 ½"

Oval Type B Gas Vent


Oval Installation Kit USA only



- Kit Includes:
- (2) Oval Ceiling Spacers
- (1) Oval Base Plate

SIZE	ORDER #	STOCK #
4"	4BV0-K	810018410

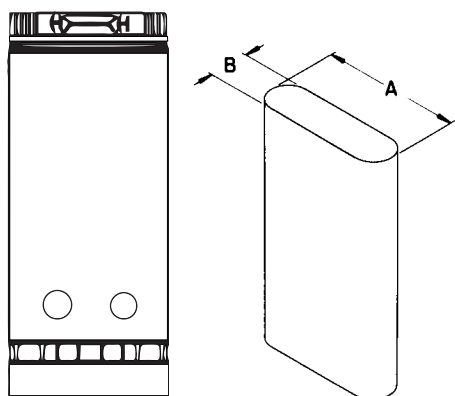
Oval Vent Kit USA only



- Kit includes:
- (2) Oval 24" Pipe Lengths
- (1) Oval Base Plate
- (2) Oval Ceiling Spacers
- (1) Oval-to-Round Adapter

SIZE	ORDER #	STOCK #
4"	4BV0-VK	810018411

Oval Rigid Pipe 4", 5", 6" USA only



Note: Offers all the advantages of round pipe, and may be used for the following types of installations.

4" Oval:

- Conventional Type B
- Type B-2x4 when used with firestop
- Type BW-2x4 with recessed heater

5" Oval:


- Type B
- Type B-2x4

6" Oval:

- Type B
- Type B-2x6

SIZE	LENGTH	ORDER #	STOCK #	A	B
4"	6"	4BV006	810018412	7 1/16"	2 7/8"
4"	12"	4BV012	810018413	7 1/16"	2 7/8"
4"	18"	4BV018	810018414	7 1/16"	2 7/8"
4"	24"	4BV024	810018415	7 1/16"	2 7/8"
4"	36"	4BV036	810018416	7 1/16"	2 7/8"
4"	48"	4BV048	810018417	7 1/16"	2 7/8"
4"	60"	4BV060	810018418	7 1/16"	2 7/8"
5"	6"	5BV006	810018435	10 3/4"	2 7/8"
5"	12"	5BV012	810018436	10 3/4"	2 7/8"
5"	18"	5BV018	810018437	10 3/4"	2 7/8"
5"	24"	5BV024	810018438	10 3/4"	2 7/8"
5"	36"	5BV036	810018439	10 3/4"	2 7/8"
5"	48"	5BV048	810018440	10 3/4"	2 7/8"
5"	60"	5BV060	810018441	10 3/4"	2 7/8"
6"	6"	6BV006	810018452	11 1/2"	3 1/4"
6"	12"	6BV012	810018453	11 1/2"	3 1/4"
6"	18"	6BV018	810018454	11 1/2"	3 1/4"
6"	24"	6BV024	810018455	11 1/2"	3 1/4"
6"	36"	6BV036	810018456	11 1/2"	3 1/4"

Oval Adjustable Pipe USA only



- The adjustable length overlaps the standard pipe section to permit adjustments from 3" to 10".

SIZE	LENGTH	ORDER #	STOCK #
4"	12"	4BV012A	810018419
5"	12"	5BV012A	810018442
6"	12"	6BV012A	810018457

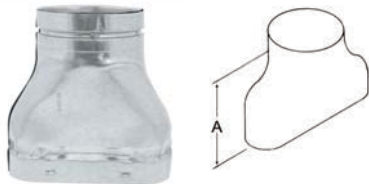
Round-To-Oval Adapter USA only



- The round-to-oval adapter is used for conversion of vent from round to oval.

SIZE	ORDER #	STOCK #	A
4"	4BVOARO	810018421	6 7/8"
5"	5BVOARO	810018443	9 3/8"
6"	6BVOARO	810018458	10 3/4"

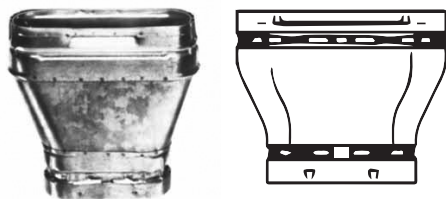
Oval-To-Round Adapter USA only



- The oval-to-round adapter is used for conversion of vent from oval to round.

SIZE	ORDER #	STOCK #	A
4"	4BVOAOR	810018422	6 7/8"
5"	5BVOAOR	810018444	9 3/8"
6"	6BVOAOR	810018459	10 3/4"

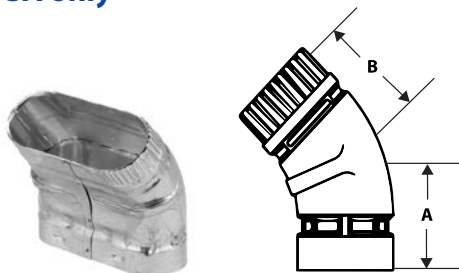
4" Oval Increaser to 5" USA only



- Increases size of vent from 4" oval to 5" oval

SIZE	ORDER #	STOCK #
4"	4BVOX5	810018420

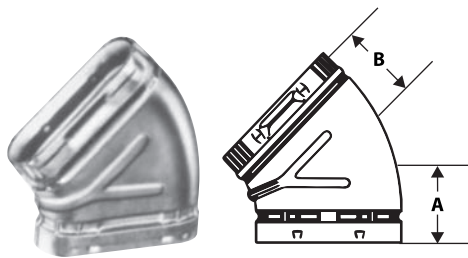
Oval 45° Elbow - Standard USA only



- The standard 45° elbow is used in pairs where offsets are desired in 1" minimum clearance enclosures or open spaces, such as attics or basements.
- Add pipe sections between pairs to produce additional offset.

SIZE	ORDER #	STOCK #	A	B
4"	4BVOL45	810018423	3"	3"
5"	5BVOL45	810018445	3 1/2"	3 1/2"
6"	6BVOL45	810018460	4"	4"

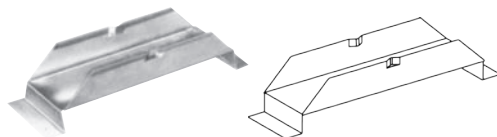
Oval 45° Elbow - Flat USA only



- The flat 45° elbow is used in pairs where offsets are desired in 1" minimum clearance enclosures or open spaces, such as attics or basements.
- Add pipe sections between pairs to produce additional offset.

SIZE	ORDER #	STOCK #	A	B
4"	4BVOL45F	810018424	3 ¾"	3 ¾"
5"	5BVOL45F	810018446	4 ¾"	4 ¾"
6"	6BVOL45F	810018461	5"	5"


Oval Tee Support - Plain USA only



- The tee support is used to support and center the tee.

SIZE	ORDER #	STOCK #
4"	4BVOTS	810018425
5"	5BVOTS	810018447
6"	6BVOTS	810018462

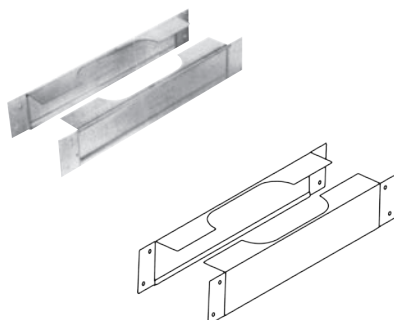
Oval Base Plate USA only



- The Type BW hold-down plate is required for connecting Type BW vent to a wall furnace outlet.

SIZE	ORDER #	STOCK #
4"	4BVOBP	810018428

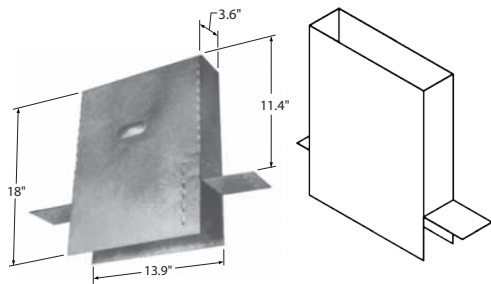
Oval Firestop Spacer USA only



- The firestop spacers center vent in 16" O.C. stud space and serve as a firestop at the ceiling level. This is a required component for Type B 2 x 4 and multi-story Type BW installations.

SIZE	ORDER #	STOCK #	WALL
4"	4BV0FS	810018426	2" x 4"
4"	4BV0FS2X6	810018427	2" x 6"
5"	5BV0FS	810018448	2" x 4"
5"	5BV0FS2X6	810018449	2" x 6"
6"	6BV0FS	810018463	2" x 6"

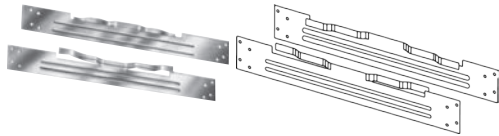
Oval Attic Insulation Shield USA only



- The Type BW attic shield is used on a single-story AVS building or on the top story of a multi-story building for Type BW gas vent.
- A 26-gauge galvanized sleeve should extend from the top of the ceiling plate into the attic.
- A Type BW attic shield is required by Los Angeles Code and UMC.

SIZE	ORDER #	STOCK #
4"	4BVOIS	810018434

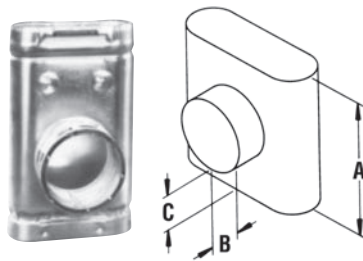
Oval Ceiling Plate Spacer USA only



- Type BW plate spacers are required at the first ceiling level above a wall furnace to center and space vent properly and to provide the required opening between floors. Firestop spacers must be used at subsequent levels.

SIZE	ORDER #	STOCK #
4"	4BVOCs	810018429

Oval Standard Tee USA only



- The branch size and trunk size have the same diameter. The tee branch accepts either double- or single-wall pipe.

SIZE	ORDER #	STOCK #	A	B	C
4"	4BVOT	810018430	12"	2 9/16"	2 3/8"
5"	5BVOT	810018450	12"	2 9/16"	2 3/8"
6"	6BVOT	810018464	12"	2 5/8"	2 3/4"

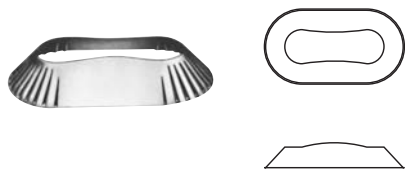
Oval Tee Cap USA only



- The tee cap is used for closing off the bottom of the tee.

SIZE	ORDER #	STOCK #
4"	4BVOTC	810018431
5"	5BVOTC	810018451
6"	6BVOTC	810018465


Oval Storm Collar
USA only



- Use to maintain a weather tight seal between the pipe and the flashing.
- Requires mastic to seal to the vent pipe.

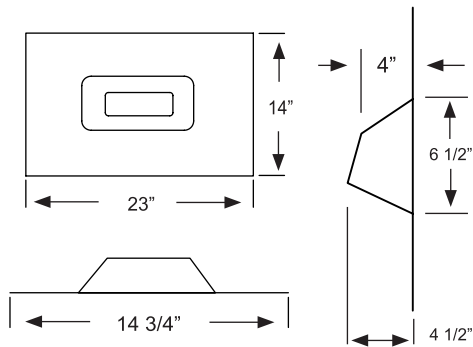
SIZE	ORDER #	STOCK #
4"	4BVOSC	810018432

Oval Adjustable Roof Flashing
Flat to 5/12 USA only

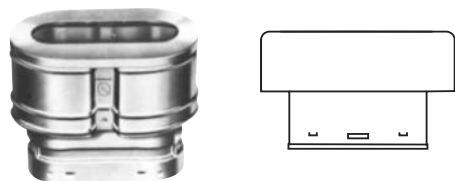


- The flashing is installed either parallel or perpendicular to the roof ridge, and fits roof pitches flat to 5/12.

SIZE	ORDER #	STOCK #
4"	4BVOF	810017879



Oval Top
USA only



NOTE: For 5" and 6" Tops, use Oval to Round Adapters in conjunction with standard BV Round Tops.

SIZE	ORDER #	STOCK #
4"	4BVOLT	810018433

DuraConnect Type B Gas Vent

DuraConnect II Double-Wall Flex Connector



- Use as a connector system to replace rigid gas vent with a flexible section. DuraConnect II can be used when Type B gas vent double-wall connector is required.
- Not to be enclosed and cannot penetrate through walls, floors, or ceilings.

SIZE	LENGTH	ORDER #	STOCK #
3"	24"	3BV24DW	810018466
3"	36"	3BV36DW	810018467
3"	48"	3BV48DW	810018468
3"	60"	3BV60DW	810018469
4"	24"	4BV24DW	810018470
4"	36"	4BV36DW	810018471
4"	48"	4BV48DW	810018472
4"	60"	4BV60DW	810018473
5"	24"	5BV24DW	810018474
5"	36"	5BV36DW	810018475
5"	48"	5BV48DW	810018476
5"	60"	5BV60DW	810018477

DuraConnect I Single-Wall Expandable Flexible Gas Vent Connector



- The DuraVent DuraConnect I Expandable Flexible Gas Vent Connector is designed for use with gas-fired appliances equipped with draft hoods and other appliances listed for use with Type B Gas Vent.
- This DuraConnect I Expandable Flexible Gas Vent Connector system eliminates the need for elbows and greatly simplifies most gas appliance vent installations.
- The DuraConnect I is available in 3" & 4" diameters and can expand from 2 feet to 3 1/2 feet or 2 1/2 feet to 5 feet. Ask your sales associate for details.

SIZE	ORDER #	STOCK #
3" (2' - 3.5')	3BV3EFC	810017759
3" (2.5' - 5')	3BV5EFC	810017760
4" (2' - 3.5')	4BV3EFC	810017838
4" (2.5' - 5')	4BV5EFC	810017839

Universal B Vent to Aluminum Flex Adapter



Use to connect DuraFlex AL flex to any brand of B-vent.

SIZE	ORDER #	STOCK #	SIZE	ORDER #	STOCK #
3"	3DFA-ADBV	810007024	6"	6DFA-ADBV	810007027
4"	4DFA-ADBV	810007025	7"	7DFA-ADBV	810007028
5"	5DFA-ADBV	810007026	8"	8DFA-ADBV	810007029

Submittal Specification (USA ONLY)

SUBMITTAL SPECIFICATIONS FOR FACTORY-BUILT TYPE B GAS VENT (USA ONLY)

- TYPE: Factory-built double-wall gas vent
- APPLICATION: For venting negative pressure gas-burning appliances certified for use with Type B Gas Vent as described in NFPA 211, NFPA 54 and/or the International Fuel Gas Code.
- SIZES: 3" diameter through 8" diameter (nominal inside diameter)

Size (I.D.)	Component	Thickness	Component	Thickness
3"-8"	Inner Liner	.012"	Outer Wall	.018"
4"	Oval Inner Liner	.012"	Outer Wall	.018"
5"-6"	Oval Inner Liner	.016"	Outer Wall	.018"

- INSULATION: Airspace between inner and outer pipe.
- UNDERWRITERS LABORATORIES, INC. LISTED: Per UL Standard UL441(Latest Edition).
- FUEL TYPE: For use with Natural Gas, Propane or L.P. Gas Only

Inside Dimension	Outside Dimension	Clearance
3" through 8" (Round, 1" increments)	Inside Diameter + ½"	1"
4" Oval (2" x 6 ¾") *	Inside Dimension + ½"	1" **
5" Oval (2" x 10 ¼") *	Inside Dimension + ½"	1" **
6" Oval (2 13/16" x 11 1/8") *	Inside Dimension + ½"	1" **

*Given measurements are the major oval dimensions. 4" & 5" Oval vent can be installed within 2" x 4" stud walls; 5" & 6" Oval can be installed within 2" x 6" stud walls.

** Proper clearance in a stud wall is the distance created by centering the vent within the stud wall and will be less than one inch. The size referenced for oval vent corresponds to the diameter of a round vent of equivalent area.

Material

Inner Liner of Aluminum Alloy 1100, 3003, 3104, 3105 or 5010

Outer Wall of UL Recognized G90 Galvanized Steel

Job Name: _____
 Location: _____
 Architect: _____
 Engineer: _____
 Contractor: _____

Submitted By: _____ Date: _____

DuraVent Type B Gas Vent Specification

Model BV: 3" – 8" diameter round vent

Model BVO: 4" – 6" equivalent diameter oval vent



DuraVent Limited Lifetime Warranty

DuraVent, Inc. ("DuraVent") provides this limited lifetime warranty for all of its products with the exception of Ventinox® (lifetime), and PolyPro® (ten years). Subject to the limitations set forth below, DuraVent warrants that its products will be free from defects in material or manufacturing, if properly installed, maintained and used. DuraVent products are fully warranted if installed only by a professional installer. This Warranty is transferrable from the original homeowner to the buyer of the home. This warranty does not cover normal wear and tear, smoke damage or damage caused by chimney fires, acts of God, or any product that was: (1) purchased other than from an authorized DuraVent dealer, retailer or distributor; (2) modified or altered; (3) improperly serviced, inspected or cleaned; or (4) subject to negligence or any use not in accordance with the installation instructions included with the product as determined by DuraVent. Installation instructions are available online at www.duravent.com under Support/Literature and through our Customer Service Department 800-835-4429 or customerservice@duravent.com. This limited lifetime warranty applies only to parts manufactured by DuraVent.

DuraVent provides the following warranties for its products: One Hundred Percent (100%) MSRP 15 years from the date of purchase, and Fifty Percent (50%) thereafter, except for the following limitations on: all Termination Caps and DuraBlack® are warranted at One Hundred Percent (100%) for five years.

All warranty obligations of DuraVent shall be limited to repair or replacement of the defective product pursuant to the terms and conditions applicable to each product line. These remedies shall constitute DuraVent's sole obligation and sole remedy under this warranty. This warranty provides no cash surrender value. The terms and conditions of this warranty may not be modified, altered or waived by any action, inaction or representation, whether oral or in writing, except upon the express, written authority of an executive officer of DuraVent.

Corn, bio-fuels, driftwood or other wood containing salt, preservative-treated lumber, plastic and household trash or garbage, or wood pellets containing such materials must not be burned in the appliance or fireplace. In case of a chimney fire, the chimney must be inspected and approved by a certified Chimney Sweep before reuse. After each annual inspection, maintenance, and cleaning, the certified Chimney Sweep must fill out and date the appropriate section of the warranty card provided with the chimney liner.

LIMITATIONS ON INTERNET SALES: Notwithstanding any other terms or conditions of this Limited Lifetime Warranty, DuraVent provides no warranty for the following specific products if such products are not installed by a qualified professional installer: DuraTech®, DuraTech® DTC, DuraPlus HTC®, DuraTech® Premium, DuraChimney® II, DuraPlus Canada 2, PelletVent Pro®, DirectVent Pro®, FasNSeal®,

FasNSeal® W2, FasNSeal® Flex, and PolyPro®, and DuraVent's relining products including DuraLiner®, DuraFlex® (SW, Pro, 316, 304), and Ventinox®. For purposes of this warranty, a trained professional installer is defined as one of the following: licensed contractors with prior chimney installation experience, CSIA Certified Chimney Sweeps, NFI Certified Specialists, or WETT Certified Professionals.

DuraVent must be notified and given the opportunity to inspect defective product prior to replacement under the terms of this limited lifetime warranty. All warranty claims must be submitted with proof of purchase. Labor and installation costs are not covered under this warranty. To obtain warranty service contact: DuraVent Warranty Service, 877 Cotting Ct., Vacaville CA 95688, or call 800-835-4429.

WHERE LAWFUL, DURAVENT DISCLAIMS ALL OTHER WARRANTIES, INCLUDING BUT NOT LIMITED TO IMPLIED WARRANTIES OF MERCHANTABILITY AND FITNESS FOR A PARTICULAR PURPOSE. IN NO EVENT WILL DURAVENT BE LIABLE FOR INCIDENTAL, CONSEQUENTIAL, PUNITIVE OR SPECIAL DAMAGES OR DIRECT OR INDIRECT LOSS OF ANY KIND, INCLUDING BUT NOT LIMITED TO PROPERTY DAMAGE AND PERSONAL INJURY. DURAVENT'S ENTIRE LIABILITY IS LIMITED TO THE PURCHASE PRICE OF THIS PRODUCT. SOME STATES DO NOT ALLOW LIMITATIONS ON IMPLIED WARRANTIES, OR THE EXCLUSION OR LIMITATION OF INCIDENTAL OR CONSEQUENTIAL DAMAGES, SO THE ABOVE LIMITATIONS AND EXCLUSIONS MAY NOT APPLY TO YOU. THIS LIMITED WARRANTY GIVES YOU SPECIFIC LEGAL RIGHTS, AND YOU MAY ALSO HAVE OTHER RIGHTS THAT VARY FROM STATE TO STATE.

For the most up-to-date installation instructions, see www.duravent.com

REV 05.03.18

Notes:

[illegible]



BUILD FOR THE FUTURE

Customer Service and Support:

Airmate (USA)	800.992.8368
Airmate (CAN)	888.735.5475
Ameriflow	800.252.8467
Amerivent (Retail)	800.252.8467
Amerivent (Hearth & Wholesale)	800.423.4270
Amerivent (Support)	800.748.0392
AMPCO (USA)	800.669.3269
AMPCO (CAN)	888.735.5475
Duravent	800.835.4429
Hart & Cooley	800.433.6341
Hart & Cooley (Support)	800.748.0392
Heatfab (USA)	800.772.0739
Heatfab (CAN)	800.848.2149
Lima	800.423.4270
Milcor	800.774.5240
Portals Plus	800.774.5240
RPS	800.624.8642
Security Chimney (USA)	800.361.4909
Security Chimney (CAN)	800.667.3387
Selkirk (USA) Residential	800.992.8368
Selkirk (USA) Commercial	800.848.2149
Selkirk (USA) Support	800.748.0392
Selkirk (CAN)	888.735.5475

Manufacturing & Distribution Centers:

CANADA	
Nobel, ON	Manufacturing
Laval, QC	Manufacturing
Prescott, ON	Distribution
USA	
Grand Rapids, MI	Center of Excellence
Dallas, TX	Distribution
Englewood, OH	Distribution
Huntsville, AL	Manufacturing & Distribution
Mira Loma, CA	Distribution
Nampa, ID	Manufacturing & Distribution
Turner Falls, MA	Manufacturing & Distribution
Vacaville, CA	Manufacturing
MEXICO	
Ojinaga, MX	Manufacturing
Mexicali, MX	Manufacturing

Corporate Headquarters:

Duravent Group
28 W. Adams, Suite 1810
Detroit, MI 48226
Tel: 800.835.4429
Email: info@duraventgroup.com
www.duraventgroup.com

duravent™

duravent™
GROUP

BUILD FOR THE FUTURE

www.duraventgroup.com

